



TRAFFIC MANAGEMENT

Blackwoods offers an extensive range of signage solutions to provide our customers with the right signs for their workplace.

Our signage division adheres to Australian Standards so you can be assured your signs are being manufactured to the highest standard. Backed by our team of specialists, we also produce custom signage to help keep your workplace and job site well-informed and safe. As an Avery Dennison-certified Traffic Converter, we are able to provide longer warranties on signs we manufacture.

We offer competitive pricing on volume buys and ensure we quote products available in stock wherever possible.

Save time and improve efficiencies by combining your safety equipment and signage in one place.

WHAT WE OFFER

- Competitive pricing on volume buys
- Designed and manufactured in Australia
- Signs adhere to Australian Standards
- Solutions tailored to your business
- Wide range of safety products in one place
- The right product for the right job



Part No.	Material	Dimensions
0300 3245	BE	900 x 600



Part No.	Material	Dimensions
0228 2479	BE	900 x 600



Part No.	Material	Dimensions
0300 3534	BE	900 x 600



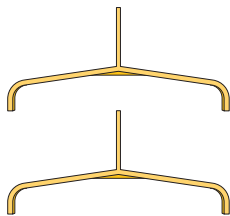
Part No.	Material	Dimensions
0228 2445	BE	900 x 600



Part No.	Material	Dimensions
0300 3262	BE	900 x 600



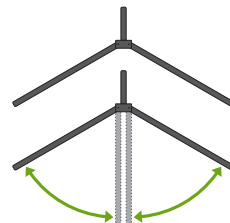
Part No.	Material	Dimensions
0228 2683	BE	900 x 600



Part No.	Material	Dimensions
0168 5541	SHS	1100 x 525



Part No.	Material	Dimensions
0206 2261	Flute	1200 x 300



Part No.	Material	Dimensions
0122 3987	SHS	1200 x 100



Part No.	Material	Dimensions
0228 2666	BE	900 x 600

MORE PRODUCTS OVER-LEAF >

PRODUCT LIST



Part No. Material Dimensions
0209 2346 Flute 600 x 600



Part No. Material Dimensions
0206 2414 Flute 600 x 600



Part No. Material Dimensions
0206 2278 Flute 600 x 600



Part No. Material Dimensions
0206 2329 Flute 600 x 600



Part No. Material Dimensions
0168 5439 BE 600 x 600



Part No. Material Dimensions
0228 2513 BE 900 x 600




Part No. Material Dimensions
0206 2295 Flute 1200 x 300



Part No. Material Dimensions
0371 8013 Al-C400 450 x 1800



Part No. Material Dimensions
0206 2363 Flute 1200 x 300



Part No. Material Dimensions
0300 3517 BE 900 x 600

Part No.	Description	Material	Dimensions
0168 5405	Detour (Left Arrow)	BE	1200 x 300
0168 5388	Detour (Right Arrow)	BE	1200 x 300
0228 2530	Detour Ahead	BE	1200 x 600
0228 2547	End Detour	BE	1200 x 600
0168 5337	End Roadwork	BE	1800 x 600
0228 2581	Gravel Road	BE	900 x 600
0168 5422	Hazard Warning Marker	BE	1500 x 450
0228 2394	Left Lane Closed [Picto]	BE	1200 x 900
0206 2431	Local Traffic Only (QLD)	Flute	600 x 600
0300 3296	New Roundabout	BE	1800 x 600
0300 3891	Next 2km	BE	600 x 600
0300 3908	Next 2km	BE	900 x 900
0206 2380	No Left Turn [Picto] (QLD)	Flute	600 x 600
0206 2397	No Right Turn [Picto] (QLD)	Flute	600 x 600
0168 5473	Pedestrians (Left Arrow)	BE	1200 x 300

Part No.	Description	Material	Dimensions
0168 5490	Pedestrians (Right Arrow)	BE	1200 x 300
0206 2312	Pedestrians (Right Arrow) (QLD)	Flute	1200 x 300
0168 5456	Pedestrians Watch Your Step	BE	900 x 600
0168 5371	Road Closed	BE	1800 x 300
0228 2496	Road Plant Ahead	BE	1800 x 600
0300 3364	Road Work Ahead	BE	900 x 1200
0228 2615	Roadwork 1km Ahead	BE	1800 x 600
0300 3483	Roadwork On Side Road	BE	1800 x 600
0300 3500	Shoulder Closed (NSW)	BE	1200 x 600
0228 2632	Soft Edges	BE	900 x 600
0300 3925	Traffic Controller [Picto]	BE	1200 x 900
0228 2649	Traffic Hazard	BE	1200 x 600
0228 2700	Water Over Road	BE	900 x 600
0300 3874	Water Over Road	BE	1200 x 900
0300 3942	Weed Spraying (NSW)	BE	1200 x 600

MATERIAL GUIDE

Flute:

- Available in 3mm and 5mm thicknesses.
- Suitable for indoor/outdoor temporary signage.

Boxed Edge (BE):

- 1mm galvanised mild steel sheeting with x4 ø13mm mounting holes.
- C400 retro-reflective applied to sign face.
- Suitable for temporary outdoor signage.

Aluminium (Al):

- 1.6mm thick.
- Suitable for outdoor and marine environments.
- Corrosion-resistant.

Class 400 (C400):

- Formerly known as **Reflective Class 1**.
- High intensity self-adhesive retro-reflective.
- Suitable for outdoor applications.
- Excellent visibility in dark environments.

Class 100 (C100):

- Formerly known as **Reflective Class 2**.
- Engineer grade self-adhesive retro-reflective.
- Suitable for outdoor applications.
- Improved visibility in dark environments.

TWS Legs:

- 1.6mm structural hollow section.
- Suitable for multi-message frames and boxed edge signs.

Bi-pod Folding Legs:

- Made from powder coated SHS mild steel.
- Lightweight, compact; easy to store.
- Suitable for multi-message frames and boxed edge signs.

PERMANENT ROAD SIGNS ALSO AVAILABLE



Extensive range of national and state-specific road signs made to order.

NEED SOMETHING SPECIFIC?

If the temporary road sign you need isn't listed or you require a customised sign, contact our Special Purchasing Team at enquiries@blackwoods.com.au or on 13 73 23 and we will help you find or create the perfect signage solution.